

A photograph of two women sitting at a desk, looking at a document. The woman on the right is wearing a green shirt and holding a yellow pencil. The woman on the left is wearing a blue cardigan. The background is a blurred classroom or library setting.

Adult Basic and Secondary Education and Literacy Teachers and Instructors in San Diego-Chula Vista-Carlsbad, CA

Adult Basic and Secondary Education and Literacy Teachers and Instructors (SOC 25-3011):

Teach or instruct out-of-school youths and adults in remedial education classes, preparatory classes for the General Educational Development test, literacy, or English as a Second Language. Teaching may or may not take place in a traditional educational institution.

Sample of Reported Job Titles:

Adult Education Teacher

GED Teacher (General Educational Development Teacher)

Adult Literacy Teacher

GED Instructor (General Educational Development Instructor)

ESL Teacher (English as a Second Language Teacher)

Teacher

Reading Teacher

Instructor

GED Preparation Teacher (General Educational Development Preparation Teacher)

ESOL Teacher (English for Speakers of Other Languages Teacher)

Related O*NET Occupation:

Adult Basic and Secondary Education and Literacy Teachers and Instructors (25-3011.00)

Contents

What is Emsi Data?	1
Report Parameters	2
Executive Summary	3
Jobs	4
Compensation	6
Job Posting Activity	7
Demographics	11
Occupational Programs	14

What is Emsi Data?

Emsi data is a hybrid dataset derived from official government sources such as the US Census Bureau, Bureau of Economic Analysis, and Bureau of Labor Statistics. Leveraging the unique strengths of each source, our data modeling team creates an authoritative dataset that captures more than 99% of all workers in the United States. This core offering is then enriched with data from online social profiles, resumés, and job postings to give you a complete view of the workforce.

Emsi data is frequently cited in major publications such as *The Atlantic*, *Forbes*, *Harvard Business Review*, *The New York Times*, *The Wall Street Journal*, and *USA Today*.



Report Parameters

1 Occupation

25-3011 Adult Basic and Secondary Education and Literacy Te..

1 MSA

41740 San Diego-Chula Vista-Carlsbad, CA

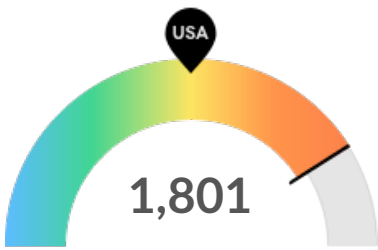
Class of Worker

QCEW Employees, Non-QCEW Employees, and Self-Employed

The information in this report pertains to the chosen occupation and geographical area.

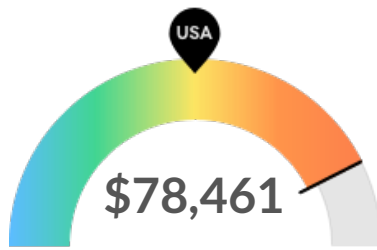
Executive Summary

Light Job Posting Demand Over a Deep Supply of Regional Jobs



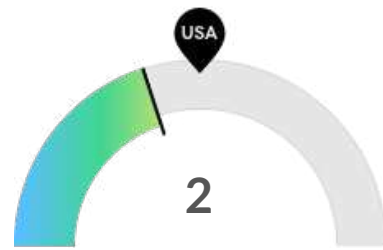
Jobs (2018)

San Diego-Chula Vista-Carlsbad, CA is a hotspot for this kind of job. The national average for an area this size is 726* employees, while there are 1,801 here.



Compensation

Earnings are high in San Diego-Chula Vista-Carlsbad, CA. The national median salary for Adult Basic and Secondary Education and Literacy Teachers and Instructors is \$53,790, compared to \$78,461 here.



Job Posting Demand

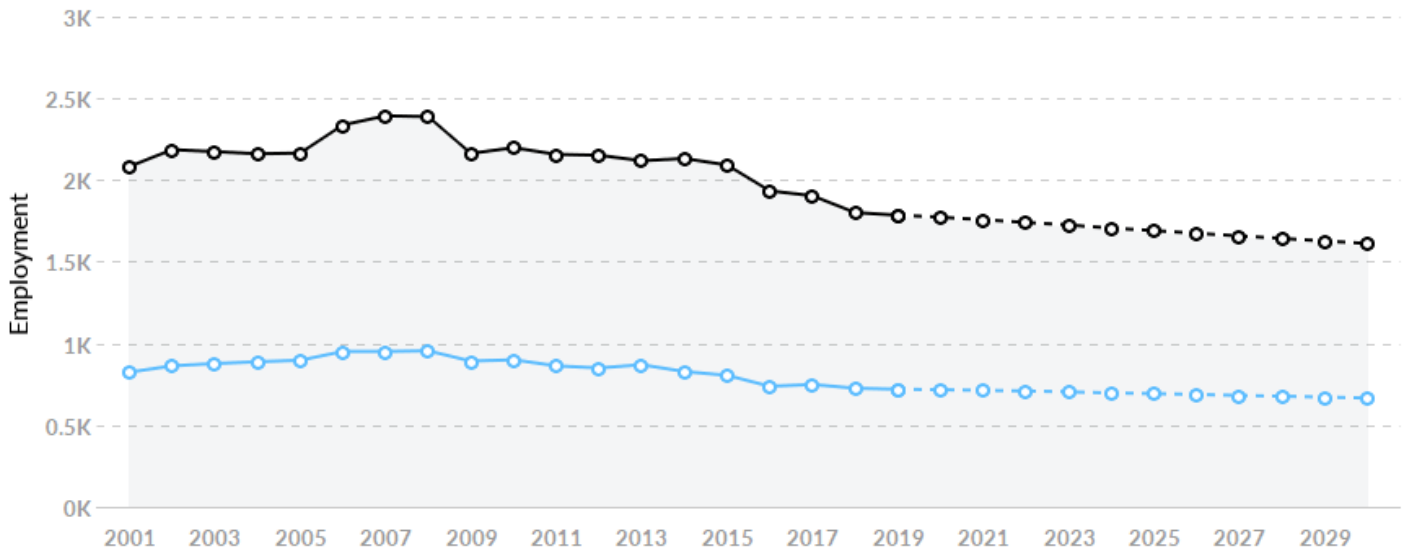
Job posting activity is low in San Diego-Chula Vista-Carlsbad, CA. The national average for an area this size is 3* job postings/mo, while there are 2 here.

*National average values are derived by taking the national value for Adult Basic and Secondary Education and Literacy Teachers and Instructors and scaling it down to account for the difference in overall workforce size between the nation and San Diego-Chula Vista-Carlsbad, CA. In other words, the values represent the national average adjusted for region size.

Jobs

Regional Employment Is Higher Than the National Average

An average area of this size typically has 726* jobs, while there are 1,801 here. This higher than average supply of jobs may make it easier for workers in this field to find employment in your area.



Region	2018 Jobs	2028 Jobs	Change	% Change
● San Diego-Chula Vista-Carlsbad, CA	1,801	1,643	-159	-8.8%
● National Average	726	677	-49	-6.7%

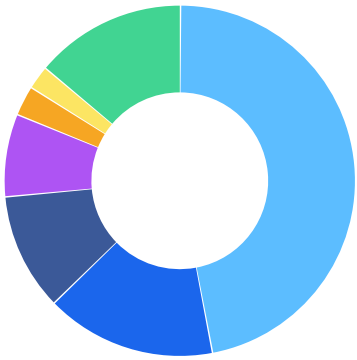
*National average values are derived by taking the national value for Adult Basic and Secondary Education and Literacy Teachers and Instructors and scaling it down to account for the difference in overall workforce size between the nation and San Diego-Chula Vista-Carlsbad, CA. In other words, the values represent the national average adjusted for region size.

Regional Breakdown



County	2018 Jobs
San Diego County, CA	1,801

Most Jobs are Found in the Education and Hospitals (Local Government) Industry Sector

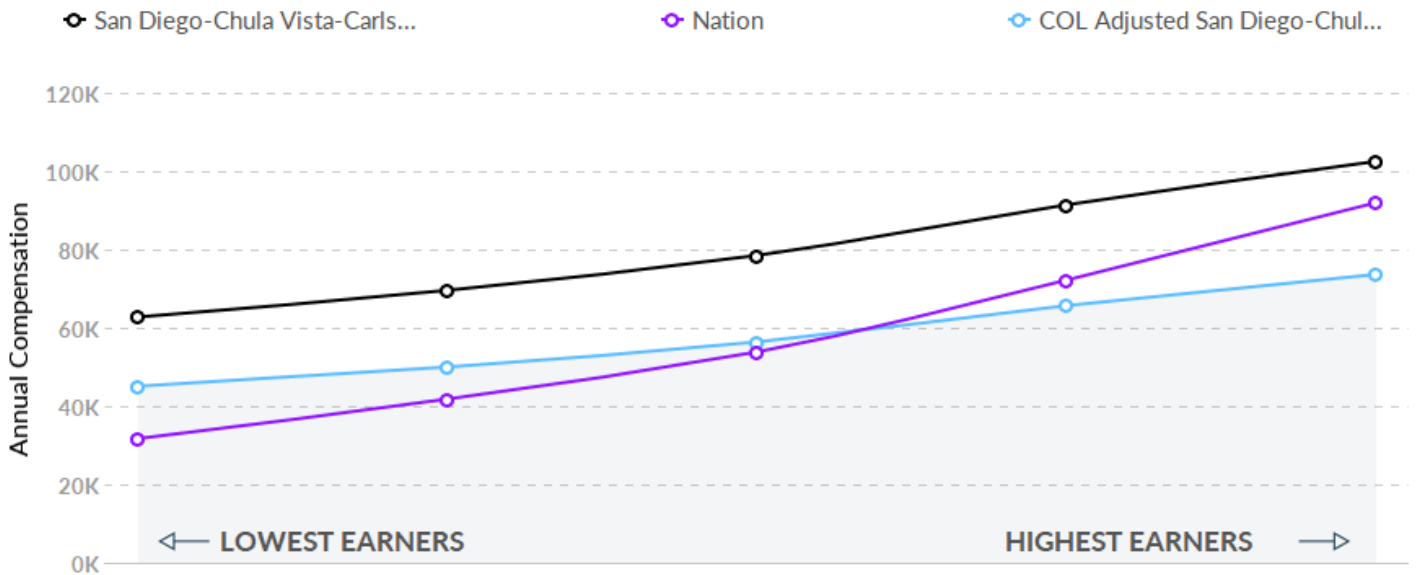


Industry	% of Occupation in Industry (2018)
Education and Hospitals (Local Government)	46.9%
Education and Hospitals (State Government)	15.7%
Other Schools and Instruction	10.8%
Federal Government, Military	7.6%
Individual and Family Services	2.8%
Colleges, Universities, and Professional Schools	2.2%
Other	14.0%

Compensation

Regional Compensation Is 46% Higher Than National Compensation

For Adult Basic and Secondary Education and Literacy Teachers and Instructors , the 2018 median wage in San Diego-Chula Vista-Carlsbad, CA is \$78,461, while the national median wage is \$53,790.



Job Posting Activity



72 Unique Job Postings

The number of unique postings for this job from Jan 2018 to May 2020.



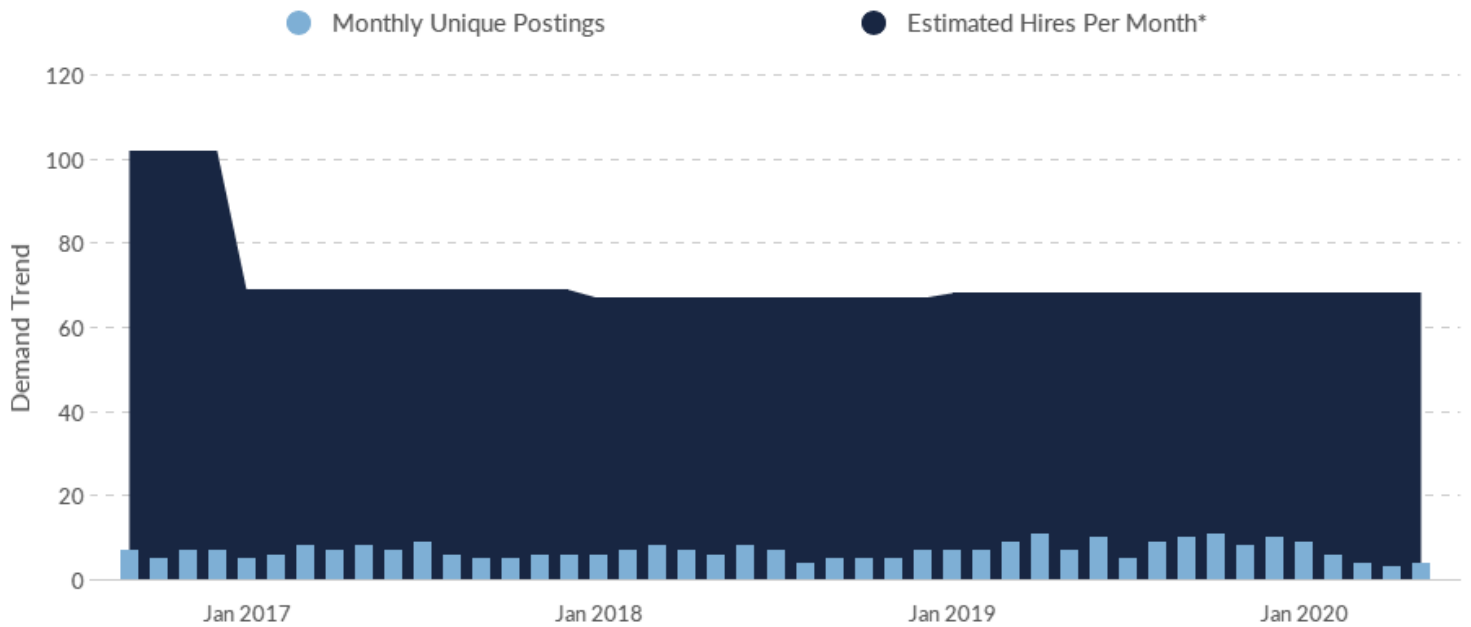
22 Employers Competing

All employers in the region who posted for this job from Jan 2018 to May 2020.













23 Day Median Duration











Posting duration is 10 days shorter than what's typical in the region.



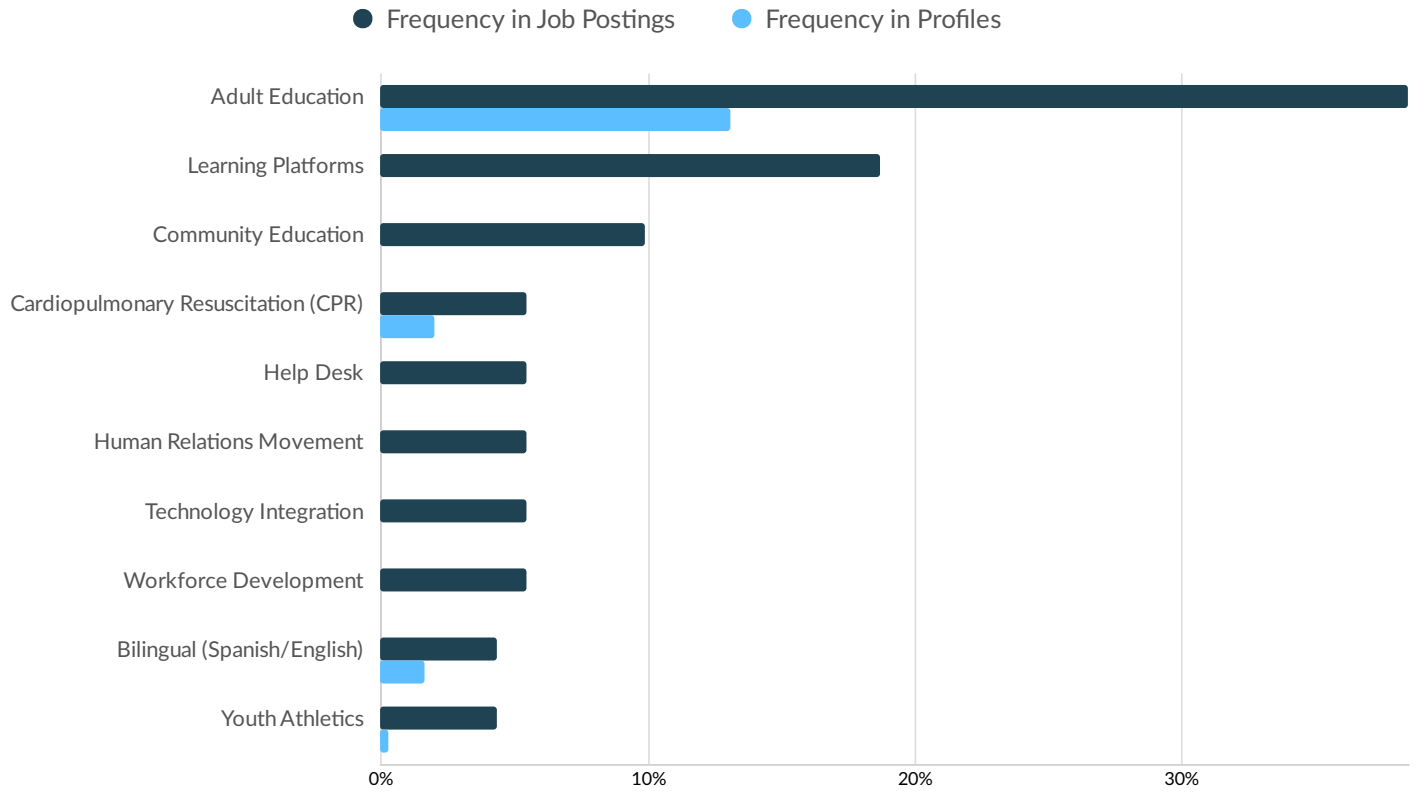
Occupation	Avg Monthly Postings (Jan 2018 - May 2020)	Avg Monthly Hires (Jan 2018 - May 2020)
Adult Basic and Secondary Education and Literacy Teachers and Instructors	7	68

*A hire is reported by the Quarterly Workforce Indicators when an individual's Social Security Number appears on a company's payroll and was not there the quarter before. Emsi hires are calculated using a combination of Emsi jobs data, information on separation rates from the Bureau of Labor Statistics (BLS), and industry-based hires data from the Census Bureau.

Top Companies	Unique Postings
Varsity Tutors LLC	20 
Sweetwater Union High School ...	8 
Coronado Unified School District	5 
Miracosta College	4 
Vista Unified School District Inc	4 
YMCA of San Diego County	4 
Del Mar College District	3 
Pauma Band of Mission Indians	3 
Scholastic Corporation	3 
Baytutor LLP	2 

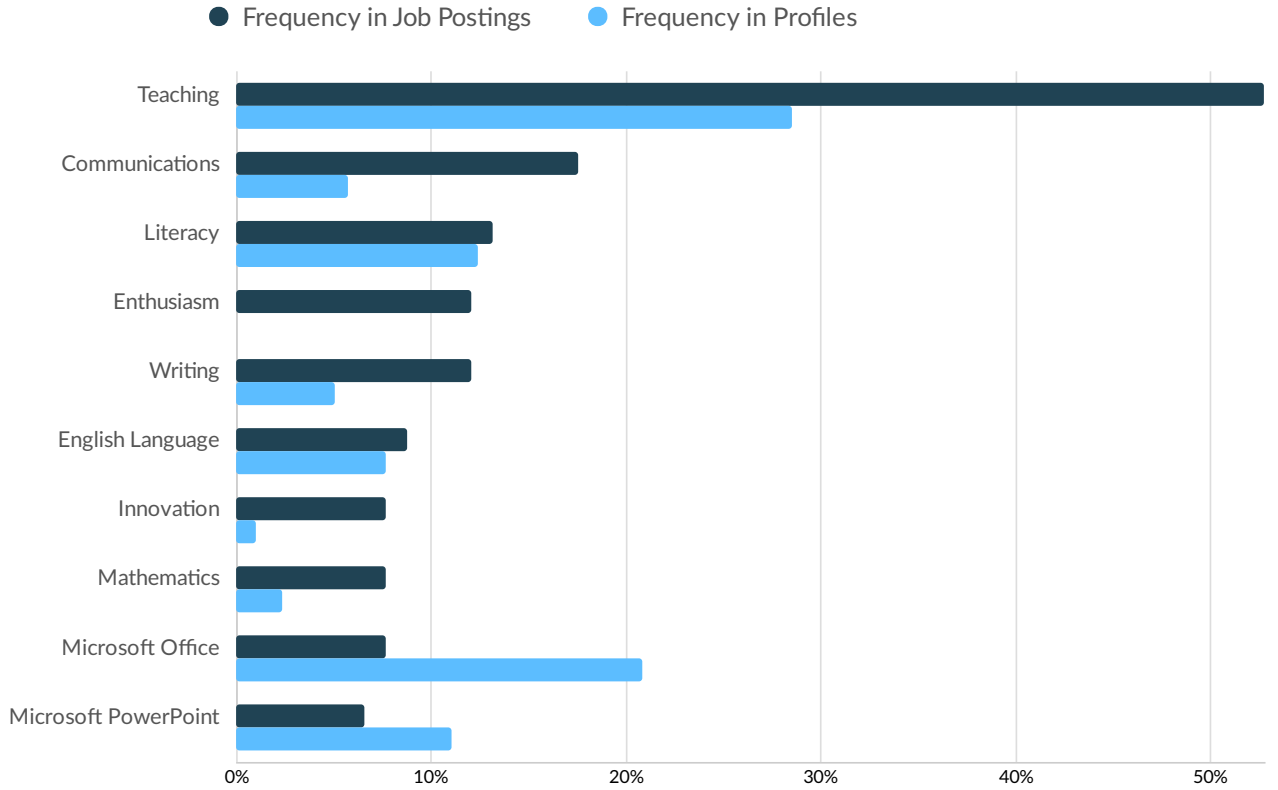
Top Job Titles	Unique Postings
English as a Second Language (E...	22 
Teachers	8 
Educators	7 
General Education Developmen...	6 
Education Instructors	5 
Program Supervisors (Arts, Desi...	4 
Educational Technicians (Educat...	3 
Kindergarten Teachers	3 
Activities Coordinators	1 
Adjunct Faculty	1 

Top Hard Skills



Skills	Postings	% of Total Postings	Profiles	% of Total Profiles
Adult Education	35	38%	39	13%
Learning Platforms	17	19%	0	0%
Community Education	9	10%	0	0%
Cardiopulmonary Resuscitation (CPR)	5	5%	6	2%
Help Desk	5	5%	0	0%
Human Relations Movement	5	5%	0	0%
Technology Integration	5	5%	0	0%
Workforce Development	5	5%	0	0%
Bilingual (Spanish/English)	4	4%	5	2%
Youth Athletics	4	4%	1	0%

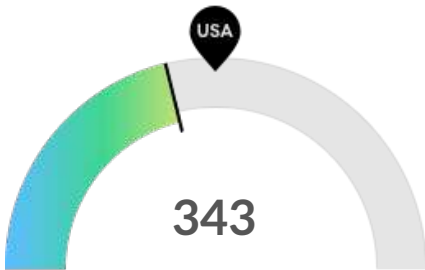
Top Common Skills



Skills	Postings	% of Total Postings	Profiles	% of Total Profiles
Teaching	48	53%	85	29%
Communications	16	18%	17	6%
Literacy	12	13%	37	12%
Enthusiasm	11	12%	0	0%
Writing	11	12%	15	5%
English Language	8	9%	23	8%
Innovation	7	8%	3	1%
Mathematics	7	8%	7	2%
Microsoft Office	7	8%	62	21%
Microsoft PowerPoint	6	7%	33	11%

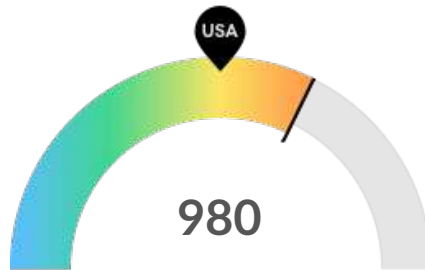
Demographics

Retirement Risk Is Low, While Overall Diversity Is High



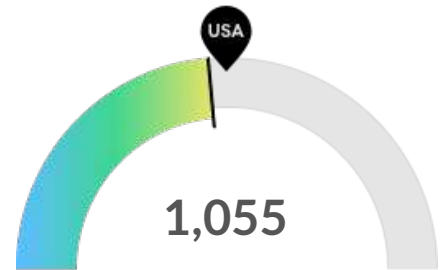
Retiring Soon

Retirement risk is low in San Diego-Chula Vista-Carlsbad, CA. The national average for an area this size is 433* employees 55 or older, while there are 343 here.



Racial Diversity

Racial diversity is high in San Diego-Chula Vista-Carlsbad, CA. The national average for an area this size is 654* racially diverse employees, while there are 980 here.

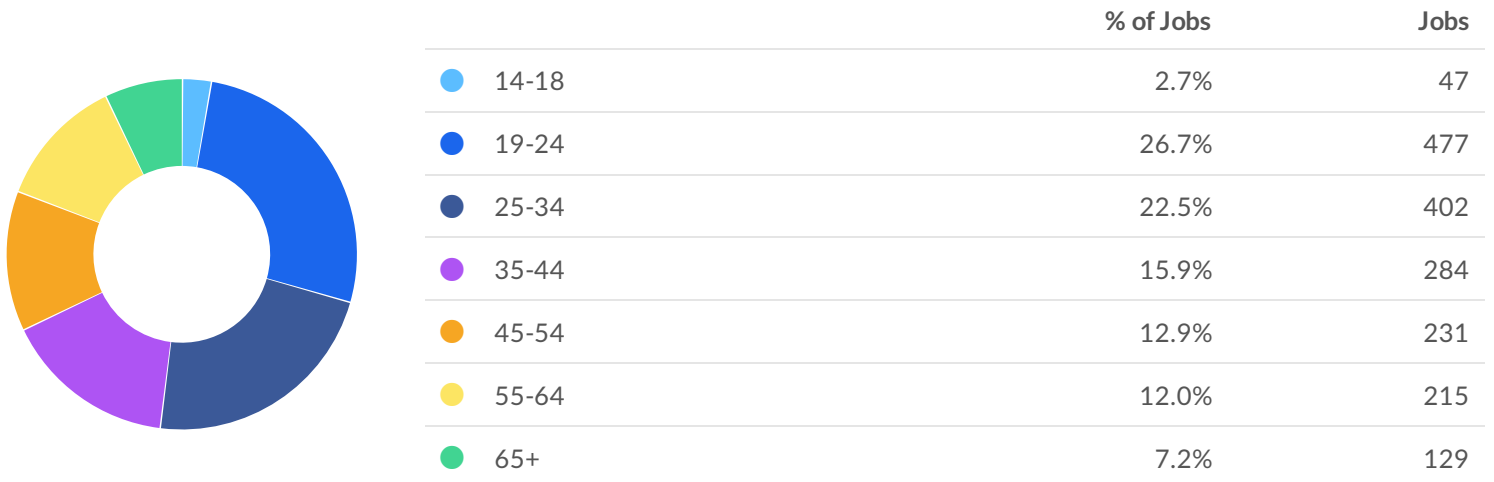


Gender Diversity

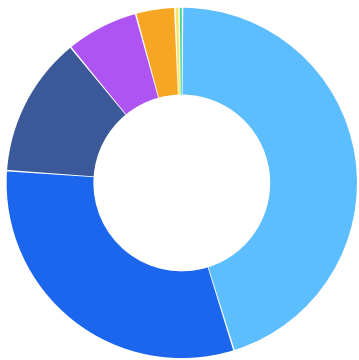
Gender diversity is about average in San Diego-Chula Vista-Carlsbad, CA. The national average for an area this size is 1,146* female employees, while there are 1,055 here.

*National average values are derived by taking the national value for Adult Basic and Secondary Education and Literacy Teachers and Instructors and scaling it down to account for the difference in overall workforce size between the nation and San Diego-Chula Vista-Carlsbad, CA. In other words, the values represent the national average adjusted for region size.

Occupation Age Breakdown



Occupation Race/Ethnicity Breakdown



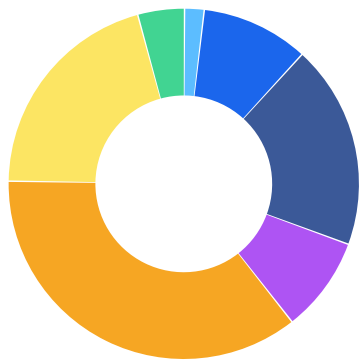
	% of Jobs	Jobs
White	45.1%	805
Hispanic or Latino	30.9%	552
Asian	13.0%	231
Black or African American	6.7%	119
Two or More Races	3.6%	64
American Indian or Alaska Native	0.4%	7
Native Hawaiian or Other Pacific Islander	0.3%	6

Occupation Gender Breakdown



	% of Jobs	Jobs
Males	40.9%	730
Females	59.1%	1,055

National Educational Attainment



	% of Jobs
● Less than high school diploma	1.8%
● High school diploma or equivalent	9.9%
● Some college, no degree	18.8%
● Associate's degree	8.8%
● Bachelor's degree	35.8%
● Master's degree	20.5%
● Doctoral or professional degree	4.3%

Occupational Programs



6 Programs

Of the programs that can train for this job, 6 have produced completions in the last 5 years.



275 Completions (2018)

The completions from all regional institutions for all degree types.



205 Openings (2018)

The average number of openings for an occupation in the region is 288.

CIP Code	Top Programs	Completions (2018)
13.1401	Teaching English as a Second or Foreign Language/ESL Lang...	250 <div style="width: 85%;"></div>
13.1499	Teaching English or French as a Second or Foreign Language...	14 <div style="width: 5%;"></div>
13.0202	Multicultural Education	7 <div style="width: 3%;"></div>
13.0201	Bilingual and Multilingual Education	4 <div style="width: 2%;"></div>

Top Schools	Completions (2018)
Alliant International University-San Diego	222 <div style="width: 75%;"></div>
University of San Diego	22 <div style="width: 8%;"></div>
Ashford University	14 <div style="width: 5%;"></div>
San Diego State University	13 <div style="width: 5%;"></div>
National University	4 <div style="width: 1.5%;"></div>

Appendix A - Data Sources and Calculations

Location Quotient

Location quotient (LQ) is a way of quantifying how concentrated a particular industry, cluster, occupation, or demographic group is in a region as compared to the nation. It can reveal what makes a particular region unique in comparison to the national average.

Occupation Data

Emsi occupation employment data are based on final Emsi industry data and final Emsi staffing patterns. Wage estimates are based on Occupational Employment Statistics (QCEW and Non-QCEW Employees classes of worker) and the American Community Survey (Self-Employed and Extended Proprietors). Occupational wage estimates also affected by county-level Emsi earnings by industry.

Staffing Patterns Data

The staffing pattern data in this report are compiled from several sources using a specialized process. For QCEW and Non-QCEW Employees classes of worker, sources include Occupational Employment Statistics, the National Industry-Occupation Employment Matrix, and the American Community Survey. For the Self-Employed and Extended Proprietors classes of worker, the primary source is the American Community Survey, with a small amount of information from Occupational Employment Statistics.

Cost of Living Data

Emsi cost of living data is based on the Cost of Living Index published quarterly by the Council for Community and Economic Research (C2ER).

Emsi Job Postings

Job postings are collected from various sources and processed/enriched to provide information such as standardized company name, occupation, skills, and geography.

Institution Data

The institution data in this report is taken directly from the national IPEDS database published by the U.S. Department of Education's National Center for Education Statistics.