

A photograph of a male teacher with glasses, seen in profile from the side, looking towards a classroom. He is wearing a light-colored sweater over a striped collared shirt. The background is a blurred classroom with several students sitting at desks.

English Teachers and Careers in San Diego-Chula Vista-Carlsbad, CA

Teachers and Instructors, All Other (SOC 25-3097):

All teachers and instructors not listed separately.

Sample of Reported Job Titles:

Tutorial Laboratory Supervisor (Tutorial Lab Supervisor)

Reading Efficiency Course Director

Professional Tutor

Learning Services Coordinator

Educational Advisor

Director of Academic Support

Center Director

Adult Basic Education Instructor

Accounting/Finance Tutor

Academic Guidance Specialist

Related O*NET Occupation:

Tutors (25-3099.02)

Contents

What is Emsi Data?	1
Report Parameters	2
Executive Summary	3
Jobs	4
Compensation	6
Job Posting Activity	7
Demographics	11
Occupational Programs	14

What is Emsi Data?

Emsi data is a hybrid dataset derived from official government sources such as the US Census Bureau, Bureau of Economic Analysis, and Bureau of Labor Statistics. Leveraging the unique strengths of each source, our data modeling team creates an authoritative dataset that captures more than 99% of all workers in the United States. This core offering is then enriched with data from online social profiles, resumés, and job postings to give you a complete view of the workforce.

Emsi data is frequently cited in major publications such as *The Atlantic*, *Forbes*, *Harvard Business Review*, *The New York Times*, *The Wall Street Journal*, and *USA Today*.



Report Parameters

1 Occupation

25-3097 Teachers and Instructors, All Other

1 MSA

41740 San Diego-Chula Vista-Carlsbad, CA

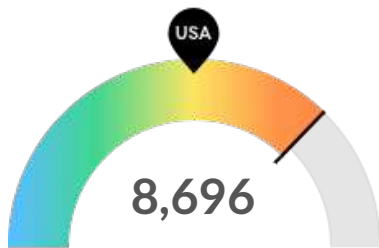
Class of Worker

QCEW Employees, Non-QCEW Employees, and Self-Employed

The information in this report pertains to the chosen occupation and geographical area.

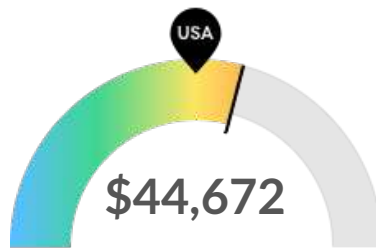
Executive Summary

Light Job Posting Demand Over a Deep Supply of Regional Jobs



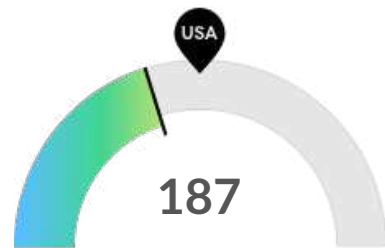
Jobs (2018)

San Diego-Chula Vista-Carlsbad, CA is a hotspot for this kind of job. The national average for an area this size is 4,406* employees, while there are 8,696 here.



Compensation

Earnings are about average in San Diego-Chula Vista-Carlsbad, CA. The national median salary for Teachers and Instructors, All Other is \$40,589, compared to \$44,672 here.



Job Posting Demand

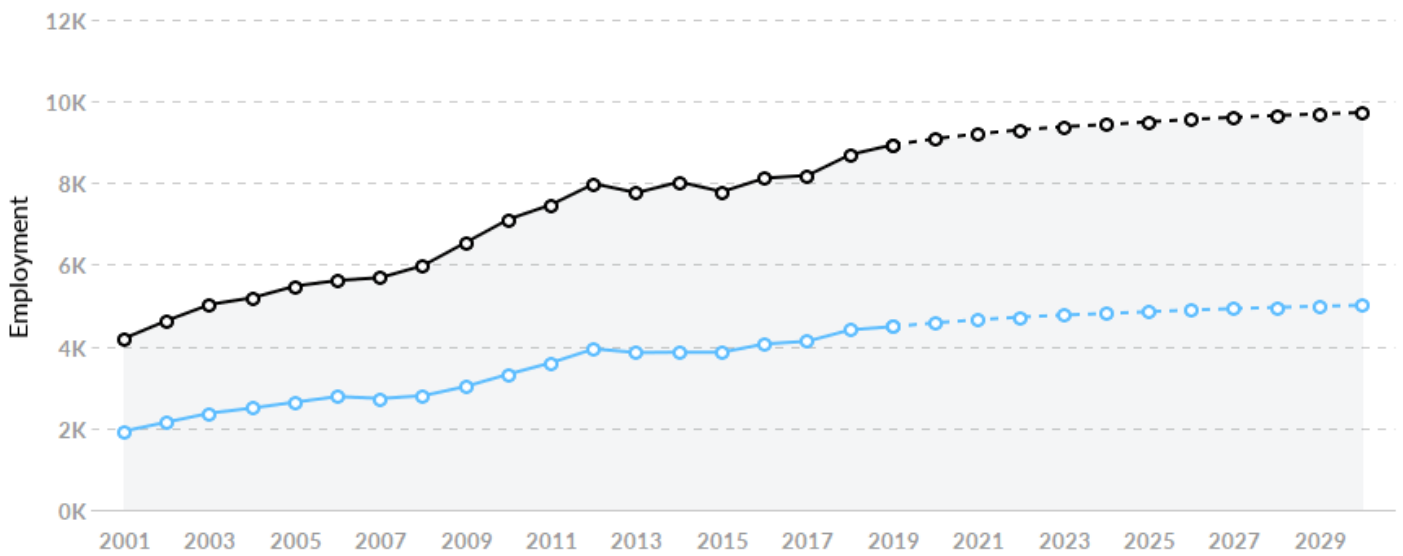
Job posting activity is low in San Diego-Chula Vista-Carlsbad, CA. The national average for an area this size is 251* job postings/mo, while there are 187 here.

*National average values are derived by taking the national value for Teachers and Instructors, All Other and scaling it down to account for the difference in overall workforce size between the nation and San Diego-Chula Vista-Carlsbad, CA. In other words, the values represent the national average adjusted for region size.

Jobs

Regional Employment Is Higher Than the National Average

An average area of this size typically has 4,406* jobs, while there are 8,696 here. This higher than average supply of jobs may make it easier for workers in this field to find employment in your area.



Region	2018 Jobs	2028 Jobs	Change	% Change
● San Diego-Chula Vista-Carlsbad, CA	8,696	9,655	960	11.0%
● National Average	4,406	4,958	553	12.5%

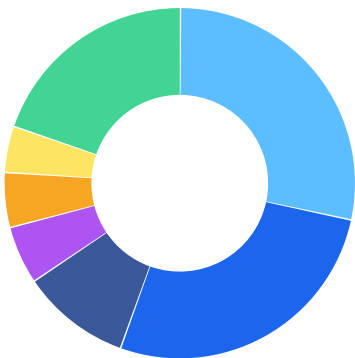
*National average values are derived by taking the national value for Teachers and Instructors, All Other and scaling it down to account for the difference in overall workforce size between the nation and San Diego-Chula Vista-Carlsbad, CA. In other words, the values represent the national average adjusted for region size.

Regional Breakdown



County	2018 Jobs
San Diego County, CA	8,696

Most Jobs are Found in the Education and Hospitals (Local Government) Industry Sector

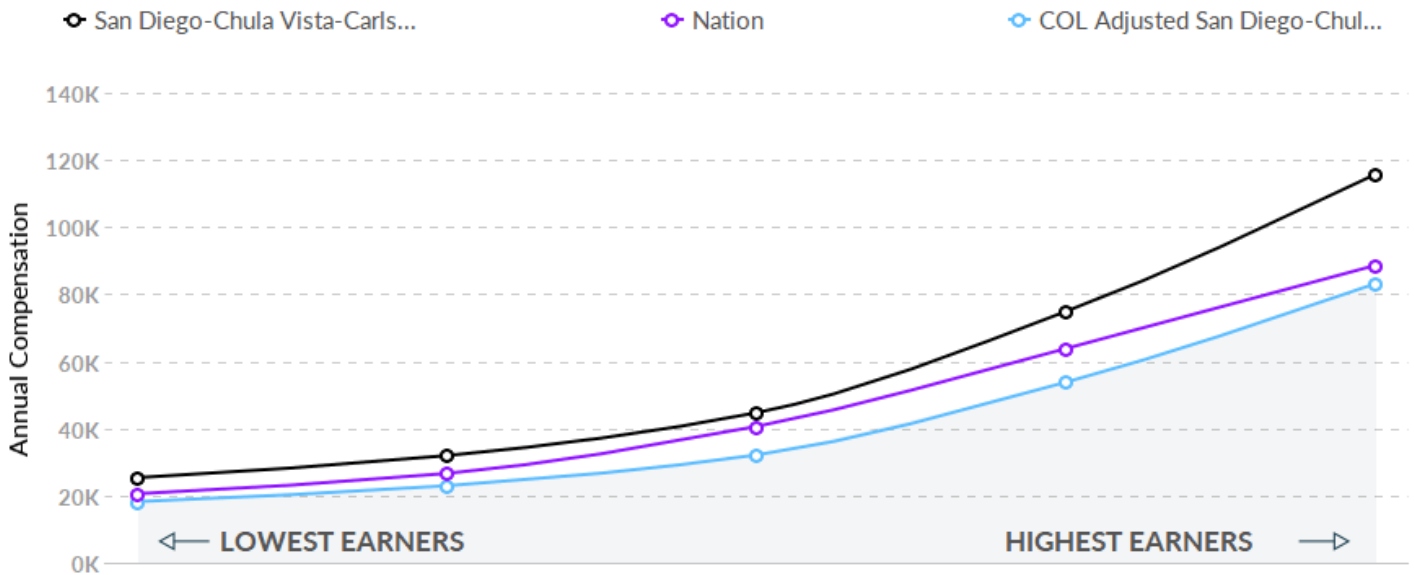


Industry	% of Occupation in Industry (2018)
Education and Hospitals (Local Government)	28.3%
Other Schools and Instruction	27.1%
Federal Government, Military	10.1%
Education and Hospitals (State Government)	5.4%
Federal Government, Civilian	5.1%
Elementary and Secondary Schools	4.3%
Other	19.8%

Compensation

Regional Compensation Is 10% Higher Than National Compensation

For Teachers and Instructors, All Other, the 2018 median wage in San Diego-Chula Vista-Carlsbad, CA is \$44,672, while the national median wage is \$40,589.



Job Posting Activity



5,427 Unique Job Postings

The number of unique postings for this job from Jan 2018 to May 2020.



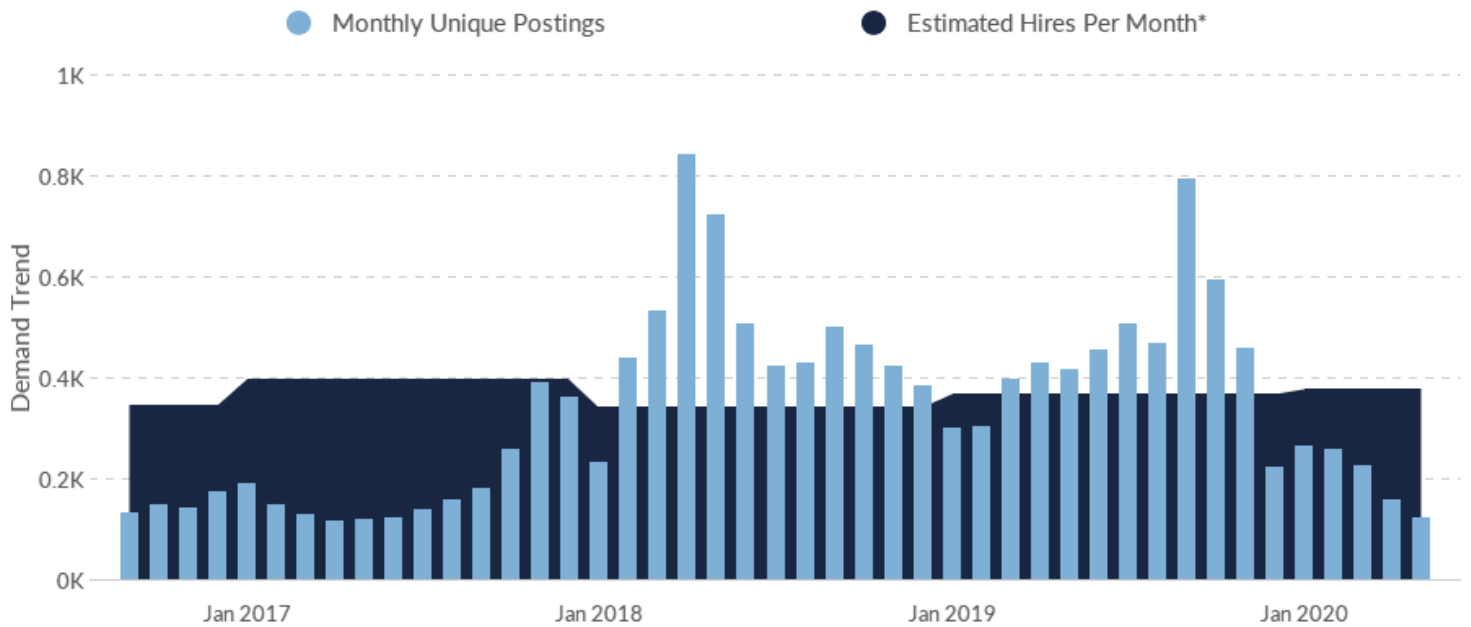
361 Employers Competing

All employers in the region who posted for this job from Jan 2018 to May 2020.























24 Day Median Duration

Posting duration is 9 days shorter than what's typical in the region.

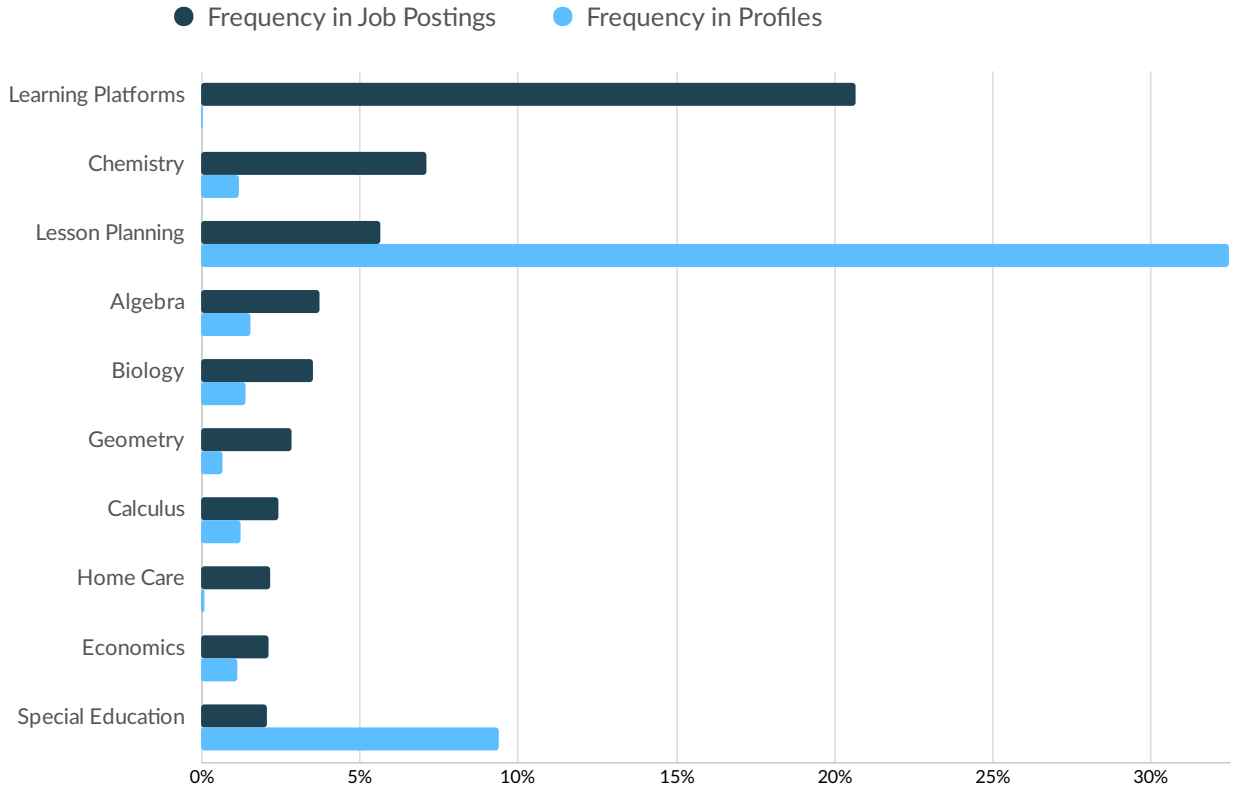


Occupation	Avg Monthly Postings (Jan 2018 - May 2020)	Avg Monthly Hires (Jan 2018 - May 2020)
Teachers and Instructors, All Other	423	359

*A hire is reported by the Quarterly Workforce Indicators when an individual's Social Security Number appears on a company's payroll and was not there the quarter before. Emsi hires are calculated using a combination of Emsi jobs data, information on separation rates from the Bureau of Labor Statistics (BLS), and industry-based hires data from the Census Bureau.

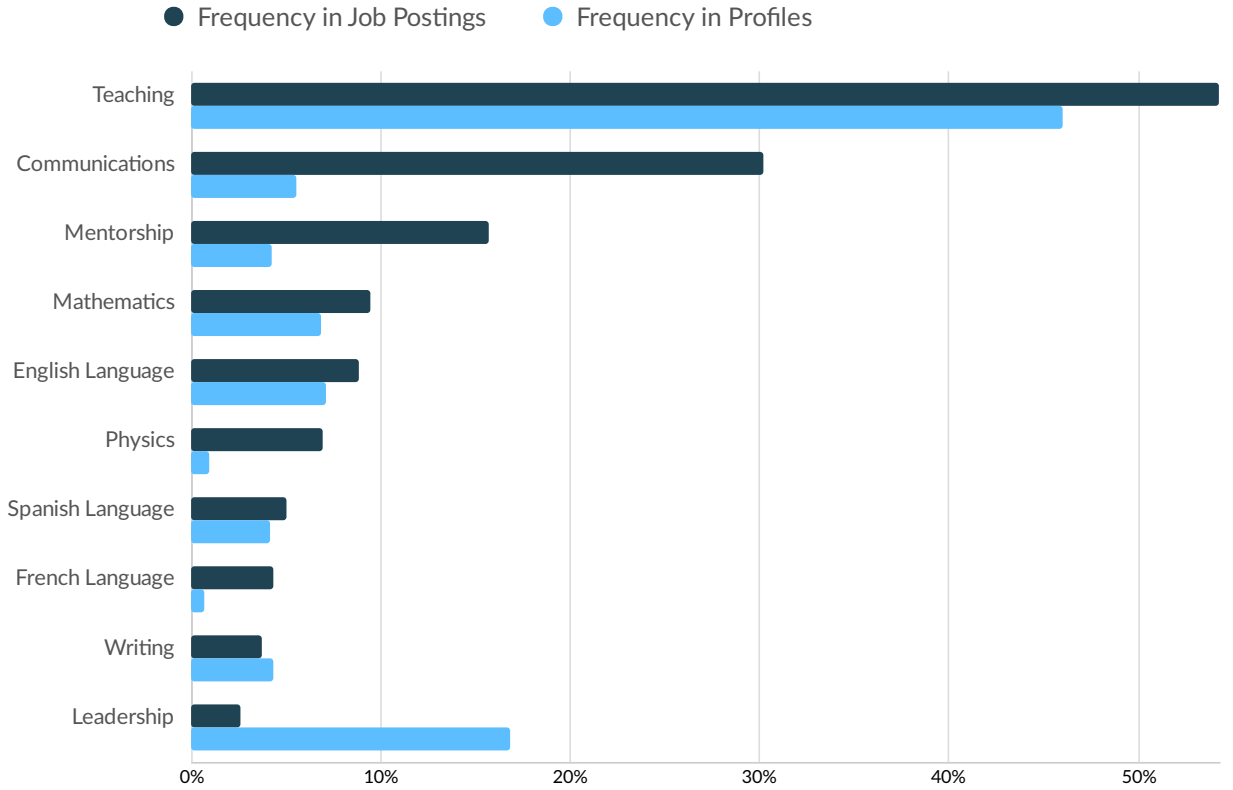
Top Companies	Unique Postings	Top Job Titles	Unique Postings
Varsity Tutors LLC	2,443 	Tutors	2,522 
Tutree, Inc.	658 	Substitute Teachers	407 
VIPKID	230 	English Teachers	323 
Super Pro	172 	English Instructors	147 
Care.com, Inc.	70 	Retail Sales Associates	115 
Talk, Inc.	60 	Science Teachers	111 
Tutor.com	56 	Instructors	101 
Kids & Company Ltd	51 	Registered Nurses	94 
Wyzant, Inc.	50 	Act Instructors	88 
Swing Education, Inc.	41 	English as a Second Language (E...	67 

Top Hard Skills



Skills	Postings	% of Total Postings	Profiles	% of Total Profiles
Learning Platforms	1,365	21%	9	0%
Chemistry	470	7%	194	1%
Lesson Planning	372	6%	5,207	32%
Algebra	246	4%	251	2%
Biology	232	4%	225	1%
Geometry	190	3%	109	1%
Calculus	162	2%	197	1%
Home Care	144	2%	17	0%
Economics	140	2%	187	1%
Special Education	138	2%	1,507	9%

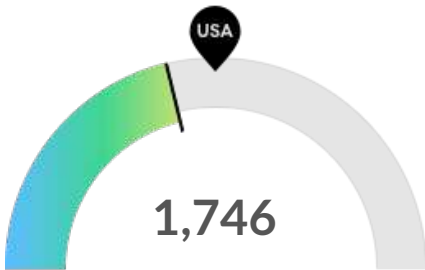
Top Common Skills



Skills	Postings	% of Total Postings	Profiles	% of Total Profiles
Teaching	3,581	54%	7,373	46%
Communications	1,994	30%	895	6%
Mentorship	1,035	16%	679	4%
Mathematics	624	9%	1,096	7%
English Language	585	9%	1,138	7%
Physics	461	7%	150	1%
Spanish Language	333	5%	673	4%
French Language	284	4%	115	1%
Writing	247	4%	698	4%
Leadership	172	3%	2,696	17%

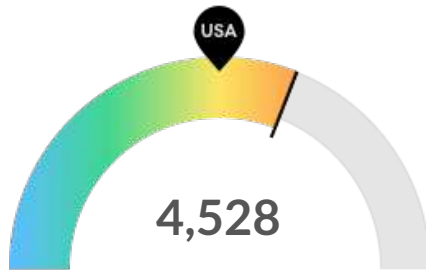
Demographics

Retirement Risk Is Low, While Overall Diversity Is High



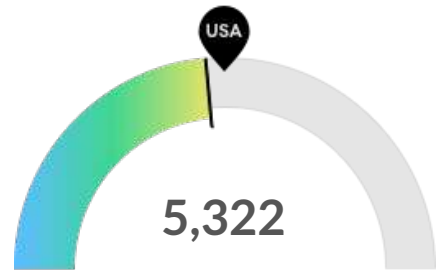
Retiring Soon

Retirement risk is low in San Diego-Chula Vista-Carlsbad, CA. The national average for an area this size is 2,191* employees 55 or older, while there are 1,746 here.



Racial Diversity

Racial diversity is high in San Diego-Chula Vista-Carlsbad, CA. The national average for an area this size is 3,248* racially diverse employees, while there are 4,528 here.

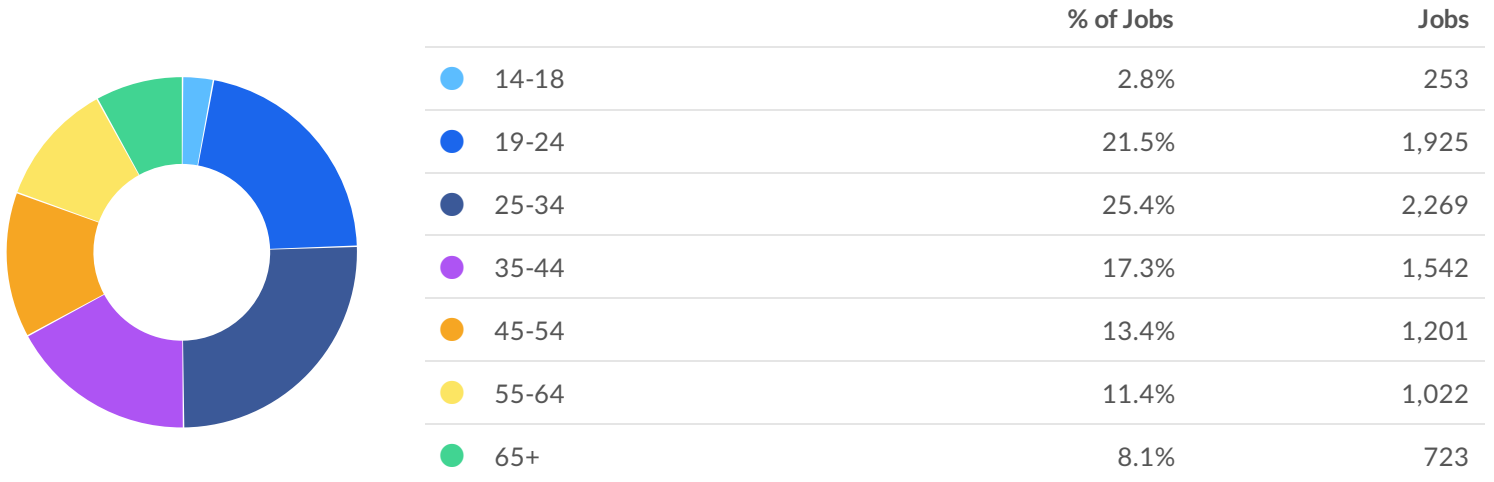


Gender Diversity

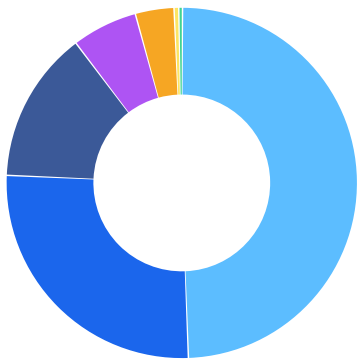
Gender diversity is about average in San Diego-Chula Vista-Carlsbad, CA. The national average for an area this size is 5,794* female employees, while there are 5,322 here.

*National average values are derived by taking the national value for Teachers and Instructors, All Other and scaling it down to account for the difference in overall workforce size between the nation and San Diego-Chula Vista-Carlsbad, CA. In other words, the values represent the national average adjusted for region size.

Occupation Age Breakdown



Occupation Race/Ethnicity Breakdown



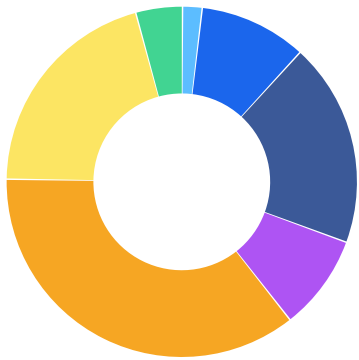
	% of Jobs	Jobs
White	49.3%	4,408
Hispanic or Latino	26.3%	2,350
Asian	14.0%	1,250
Black or African American	6.0%	540
Two or More Races	3.6%	318
American Indian or Alaska Native	0.4%	39
Native Hawaiian or Other Pacific Islander	0.3%	31

Occupation Gender Breakdown



	% of Jobs	Jobs
Males	40.4%	3,614
Females	59.6%	5,322

National Educational Attainment



	% of Jobs
● Less than high school diploma	1.8%
● High school diploma or equivalent	9.9%
● Some college, no degree	18.8%
● Associate's degree	8.8%
● Bachelor's degree	35.8%
● Master's degree	20.5%
● Doctoral or professional degree	4.3%

Occupational Programs



5 Programs

Of the programs that can train for this job, 5 have produced completions in the last 5 years.



774 Completions (2018)

The completions from all regional institutions for all degree types.



1,231 Openings (2018)

The average number of openings for an occupation in the region is 288.

CIP Code	Top Programs	Completions (2018)
13.1001	Special Education and Teaching, General	596
13.1299	Teacher Education and Professional Development, Specific ...	167
13.0202	Multicultural Education	7
13.0201	Bilingual and Multilingual Education	4

Top Schools	Completions (2018)
National University	313
Alliant International University-San Diego	165
Ashford University	149
San Diego State University	98
Point Loma Nazarene University	31
University of San Diego	13
San Diego Christian College	4
United States University	1

Appendix A - Data Sources and Calculations

Location Quotient

Location quotient (LQ) is a way of quantifying how concentrated a particular industry, cluster, occupation, or demographic group is in a region as compared to the nation. It can reveal what makes a particular region unique in comparison to the national average.

Occupation Data

Emsi occupation employment data are based on final Emsi industry data and final Emsi staffing patterns. Wage estimates are based on Occupational Employment Statistics (QCEW and Non-QCEW Employees classes of worker) and the American Community Survey (Self-Employed and Extended Proprietors). Occupational wage estimates also affected by county-level Emsi earnings by industry.

Staffing Patterns Data

The staffing pattern data in this report are compiled from several sources using a specialized process. For QCEW and Non-QCEW Employees classes of worker, sources include Occupational Employment Statistics, the National Industry-Occupation Employment Matrix, and the American Community Survey. For the Self-Employed and Extended Proprietors classes of worker, the primary source is the American Community Survey, with a small amount of information from Occupational Employment Statistics.

Cost of Living Data

Emsi cost of living data is based on the Cost of Living Index published quarterly by the Council for Community and Economic Research (C2ER).

Emsi Job Postings

Job postings are collected from various sources and processed/enriched to provide information such as standardized company name, occupation, skills, and geography.

Institution Data

The institution data in this report is taken directly from the national IPEDS database published by the U.S. Department of Education's National Center for Education Statistics.