

A social worker in a blue shirt is interacting with a smiling woman and a baby. The woman is holding the baby, and the social worker is looking at the baby. The scene is set in a bright, indoor environment.

Social Workers in San Diego-Chula Vista-Carlsbad, CA

Social Workers in San Diego-Chula Vista-Carlsbad, CA

Contents

What is Emsi Data?	1
Report Parameters	2
Executive Summary	3
Jobs	4
Compensation	6
Job Posting Activity	7
Demographics	10
Occupational Programs	12

What is Emsi Data?

Emsi data is a hybrid dataset derived from official government sources such as the US Census Bureau, Bureau of Economic Analysis, and Bureau of Labor Statistics. Leveraging the unique strengths of each source, our data modeling team creates an authoritative dataset that captures more than 99% of all workers in the United States. This core offering is then enriched with data from online social profiles, resumés, and job postings to give you a complete view of the workforce.

Emsi data is frequently cited in major publications such as *The Atlantic*, *Forbes*, *Harvard Business Review*, *The New York Times*, *The Wall Street Journal*, and *USA Today*.



Report Parameters

1 Occupation

21-1020 Social Workers

1 MSA

41740 San Diego-Chula Vista-Carlsbad, CA

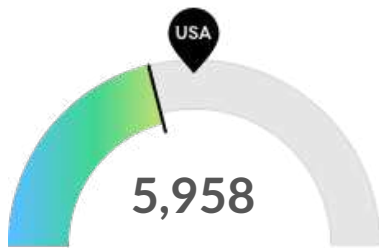
Class of Worker

QCEW Employees, Non-QCEW Employees, and Self-Employed

The information in this report pertains to the chosen occupation and geographical area.

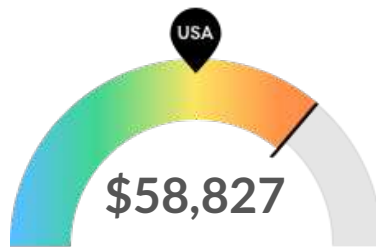
Executive Summary

Light Job Posting Demand Over a Thin Supply of Regional Jobs



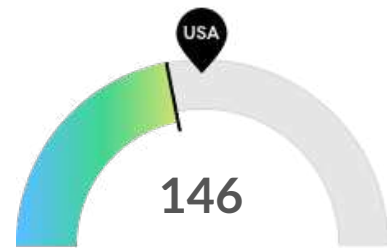
Jobs (2018)

San Diego-Chula Vista-Carlsbad, CA is not a hotspot for this kind of job. The national average for an area this size is 7,565* employees, while there are 5,958 here.



Compensation

Earnings are high in San Diego-Chula Vista-Carlsbad, CA. The national median salary for Social Workers is \$49,823, compared to \$58,827 here.



Job Posting Demand

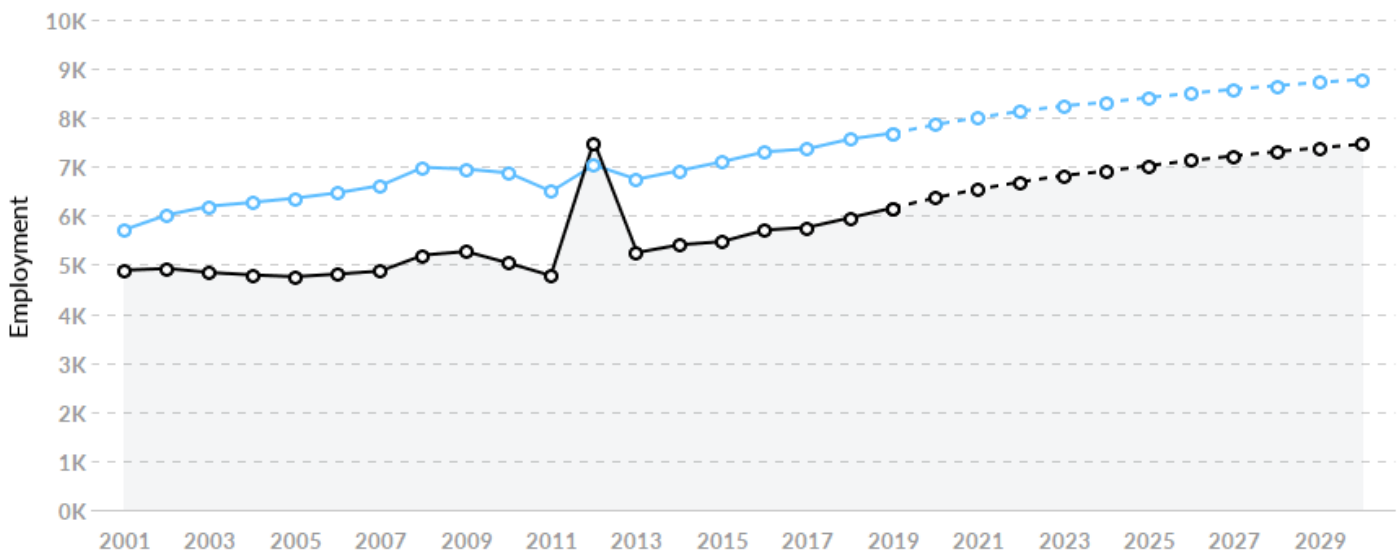
Job posting activity is low in San Diego-Chula Vista-Carlsbad, CA. The national average for an area this size is 175* job postings/mo, while there are 146 here.

*National average values are derived by taking the national value for Social Workers and scaling it down to account for the difference in overall workforce size between the nation and San Diego-Chula Vista-Carlsbad, CA. In other words, the values represent the national average adjusted for region size.

Jobs

Regional Employment Is Lower Than the National Average

An average area of this size typically has 7,565* jobs, while there are 5,958 here. This lower than average supply of jobs may make it more difficult for workers in this field to find employment in your area.



Region	2018 Jobs	2028 Jobs	Change	% Change
● San Diego-Chula Vista-Carlsbad, CA	5,958	7,308	1,350	22.7%
● National Average	7,565	8,654	1,088	14.4%

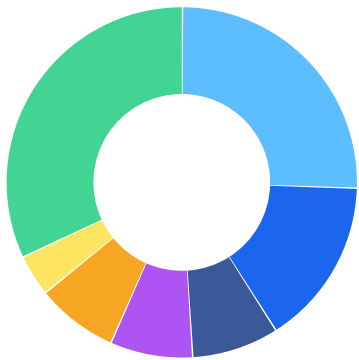
*National average values are derived by taking the national value for Social Workers and scaling it down to account for the difference in overall workforce size between the nation and San Diego-Chula Vista-Carlsbad, CA. In other words, the values represent the national average adjusted for region size.

Regional Breakdown



County	2018 Jobs
San Diego County, CA	5,958

Most Jobs are Found in the Individual and Family Services Industry Sector

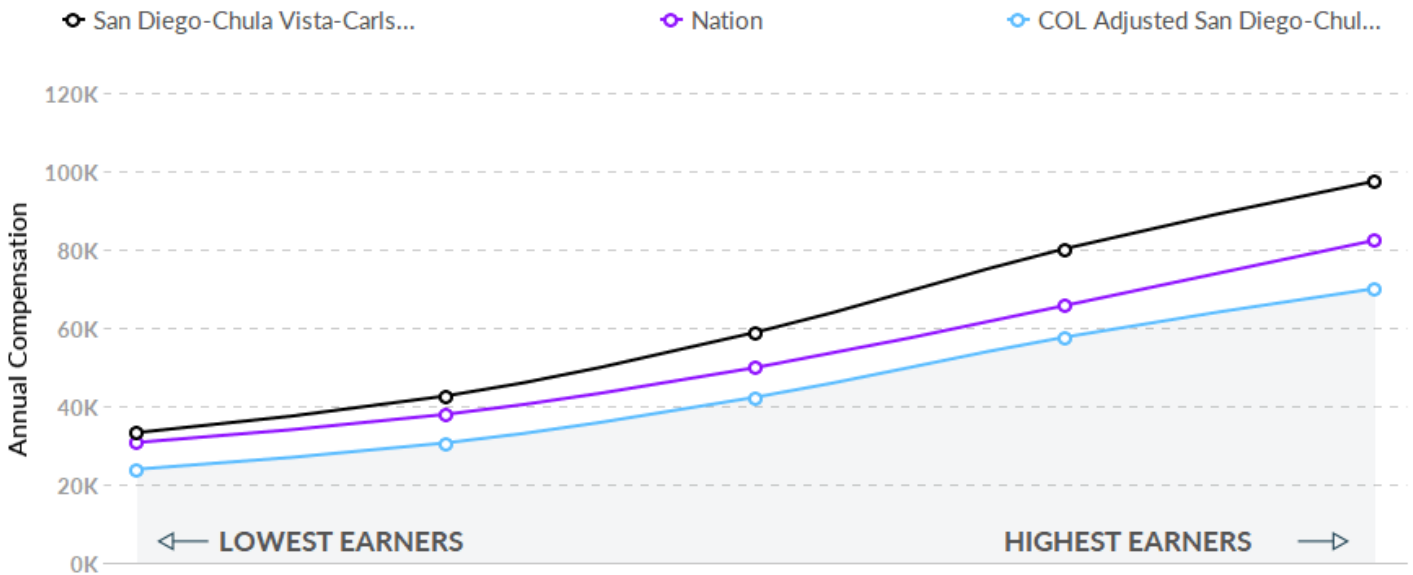


Industry	% of Occupation in Industry (2018)
Individual and Family Services	25.5%
Local Government, Excluding Education and Hospitals	15.4%
Education and Hospitals (Local Government)	8.0%
Outpatient Care Centers	7.6%
State Government, Excluding Education and Hospitals	7.5%
Education and Hospitals (State Government)	3.8%
Other	32.1%

Compensation

Regional Compensation Is 18% Higher Than National Compensation

For Social Workers, the 2018 median wage in San Diego-Chula Vista-Carlsbad, CA is \$58,827, while the national median wage is \$49,823.



Job Posting Activity



4,228 Unique Job Postings

The number of unique postings for this job from Jan 2018 to May 2020.



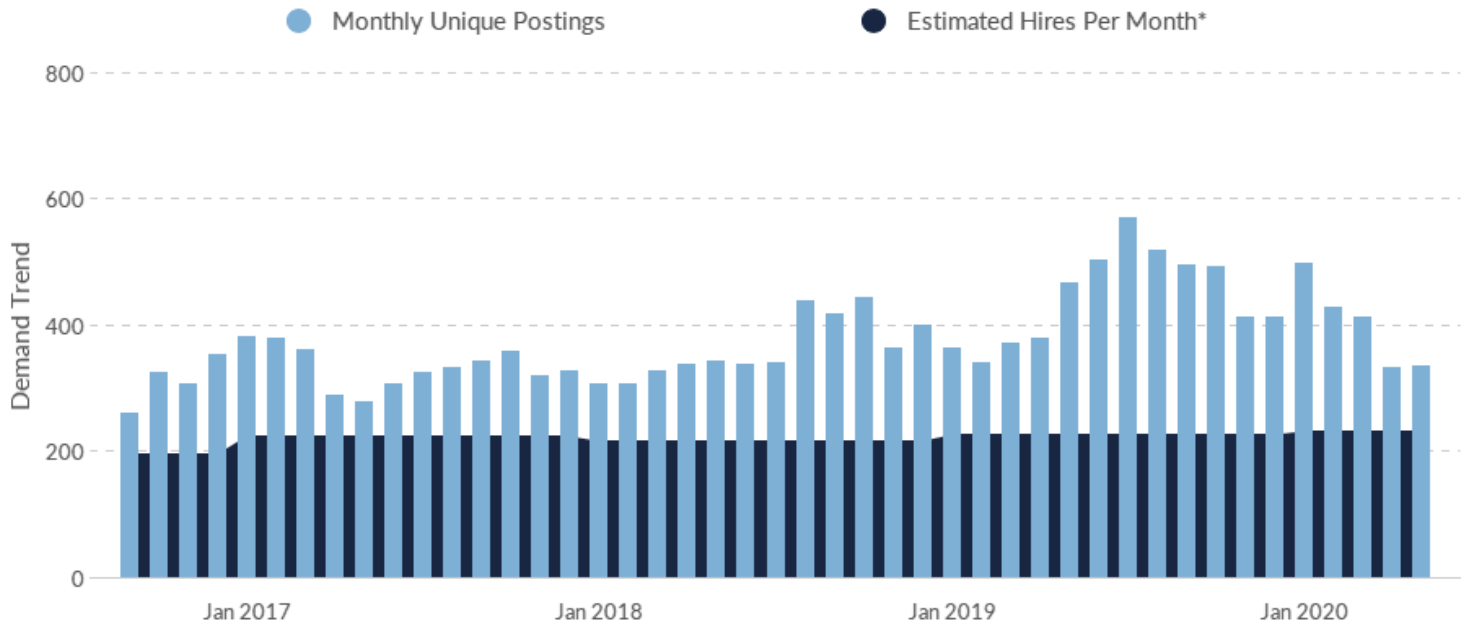
774 Employers Competing

All employers in the region who posted for this job from Jan 2018 to May 2020.



35 Day Median Duration

Posting duration is 2 days longer than what's typical in the region.



Occupation	Avg Monthly Postings (Jan 2018 - May 2020)	Avg Monthly Hires (Jan 2018 - May 2020)
Social Workers	404	224

*A hire is reported by the Quarterly Workforce Indicators when an individual's Social Security Number appears on a company's payroll and was not there the quarter before. Emsi hires are calculated using a combination of Emsi jobs data, information on separation rates from the Bureau of Labor Statistics (BLS), and industry-based hires data from the Census Bureau.

Top Companies	Unique Postings	Top Job Titles	Unique Postings
Sharp Healthcare	199	Licensed Clinical Social Workers...	567
University of California	145	Social Workers	347
Easter Seals, Inc.	123	Behavior Specialists	276
Rady Children's Hospital-San Di...	88	Medical Social Workers	183
New Alternatives Incorporated	80	Clinical Supervisors (Community...	125
Care.com, Inc.	77	Mental Health Clinicians	115
Community Research Foundatio...	76	Applied Behavior Analysis (ABA...	108
Scripps Health	70	Mental Health Workers	103
Telecare Corporation	67	Janitors	97
Centene Corporation	66	Care Advocates	88

Top Hard Skills

● Frequency in Job Postings ● Frequency in Profiles

Skills	Postings	% of Total Postings	Profiles	% of Total Profiles
Social Work	2,761	46%	1,570	29%
Psychology	1,997	33%	1,047	20%
Mental Health	1,802	30%	1,986	37%
Case Management	1,578	26%	1,371	26%
Behavioral Health	1,371	23%	794	15%
Treatment Planning	1,299	22%	215	4%
Psychosocial Assessments	1,170	20%	414	8%
Family Therapy	1,053	18%	1,018	19%
Psychiatry	988	17%	359	7%
Crisis Intervention	876	15%	1,530	29%

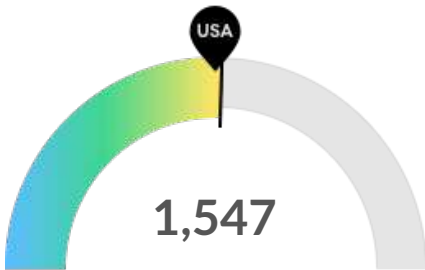
Top Common Skills

● Frequency in Job Postings
 ● Frequency in Profiles

Skills	Postings	% of Total Postings	Profiles	% of Total Profiles
Communications	1,410	24%	496	9%
Valid Driver's License	1,387	23%	1	0%
Management	1,053	18%	1,158	22%
Multilingualism	873	15%	128	2%
Coordinating	813	14%	254	5%
Advocacy	745	12%	376	7%
Microsoft Office	527	9%	1,018	19%
Leadership	516	9%	1,139	21%
Microsoft Excel	503	8%	877	16%
Computer Literacy	496	8%	84	2%

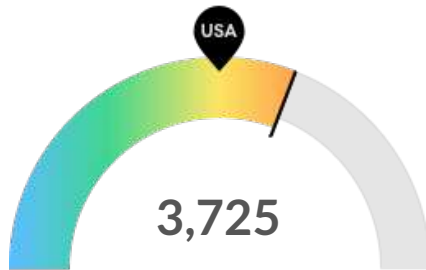
Demographics

Retirement Risk Is About Average, While Overall Diversity Is High



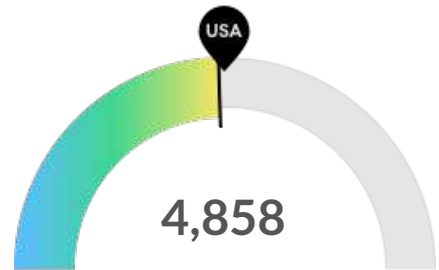
Retiring Soon

Retirement risk is about average in San Diego-Chula Vista-Carlsbad, CA. The national average for an area this size is 1,505* employees 55 or older, while there are 1,547 here.



Racial Diversity

Racial diversity is high in San Diego-Chula Vista-Carlsbad, CA. The national average for an area this size is 2,686* racially diverse employees, while there are 3,725 here.

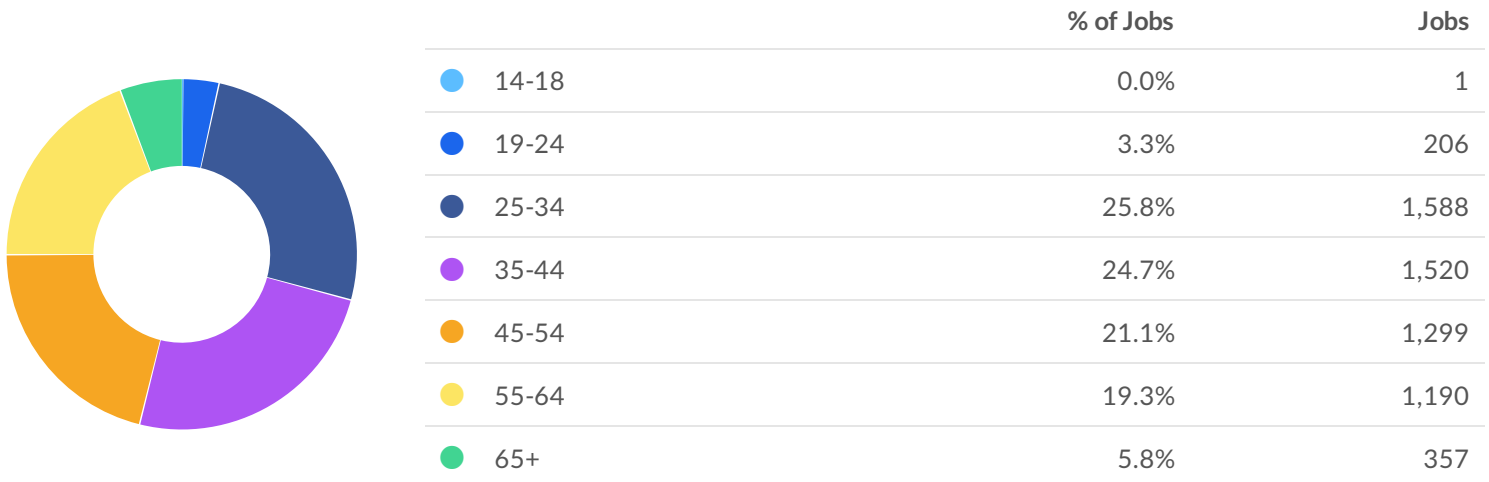


Gender Diversity

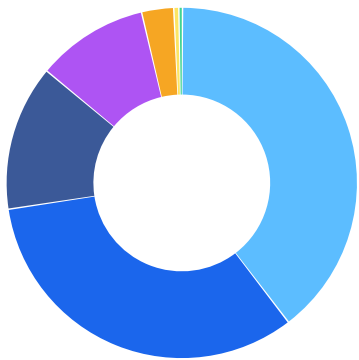
Gender diversity is about average in San Diego-Chula Vista-Carlsbad, CA. The national average for an area this size is 4,994* female employees, while there are 4,858 here.

*National average values are derived by taking the national value for Social Workers and scaling it down to account for the difference in overall workforce size between the nation and San Diego-Chula Vista-Carlsbad, CA. In other words, the values represent the national average adjusted for region size.

Occupation Age Breakdown



Occupation Race/Ethnicity Breakdown



	% of Jobs	Jobs
● White	39.5%	2,435
● Hispanic or Latino	33.0%	2,033
● Black or African American	13.4%	826
● Asian	10.3%	634
● Two or More Races	3.0%	182
● American Indian or Alaska Native	0.5%	29
● Native Hawaiian or Other Pacific Islander	0.3%	21

Occupation Gender Breakdown



	% of Jobs	Jobs
● Males	21.1%	1,303
● Females	78.9%	4,858

Occupational Programs



4 Programs

Of the programs that can train for this job, 4 have produced completions in the last 5 years.



443 Completions (2018)

The completions from all regional institutions for all degree types.



786 Openings (2018)

The average number of openings for an occupation in the region is 288.

CIP Code	Top Programs	Completions (2018)
44.0701	Social Work	290
44.0000	Human Services, General	136
30.0501	Peace Studies and Conflict Resolution	16
43.0110	Juvenile Corrections	1

Top Schools	Completions (2018)
San Diego State University	221
Cuyamaca College	63
California State University-San Marcos	57
San Diego City College	42
University of San Diego	28
Southwestern College	16
Point Loma Nazarene University	9
Argosy University-San Diego	6
National University	1

Appendix A - Data Sources and Calculations

Location Quotient

Location quotient (LQ) is a way of quantifying how concentrated a particular industry, cluster, occupation, or demographic group is in a region as compared to the nation. It can reveal what makes a particular region unique in comparison to the national average.

Occupation Data

Emsi occupation employment data are based on final Emsi industry data and final Emsi staffing patterns. Wage estimates are based on Occupational Employment Statistics (QCEW and Non-QCEW Employees classes of worker) and the American Community Survey (Self-Employed and Extended Proprietors). Occupational wage estimates also affected by county-level Emsi earnings by industry.

Staffing Patterns Data

The staffing pattern data in this report are compiled from several sources using a specialized process. For QCEW and Non-QCEW Employees classes of worker, sources include Occupational Employment Statistics, the National Industry-Occupation Employment Matrix, and the American Community Survey. For the Self-Employed and Extended Proprietors classes of worker, the primary source is the American Community Survey, with a small amount of information from Occupational Employment Statistics.

Cost of Living Data

Emsi cost of living data is based on the Cost of Living Index published quarterly by the Council for Community and Economic Research (C2ER).

Emsi Job Postings

Job postings are collected from various sources and processed/enriched to provide information such as standardized company name, occupation, skills, and geography.

Institution Data

The institution data in this report is taken directly from the national IPEDS database published by the U.S. Department of Education's National Center for Education Statistics.